



Modern - Shower arm with shower head and hand shower

Codice kit: 3600 DDI-100

Shower arm with shower head, hand shower and built-in mixer – 2 exits

Componenti

Shower arm

Cod: 3600BR01A00

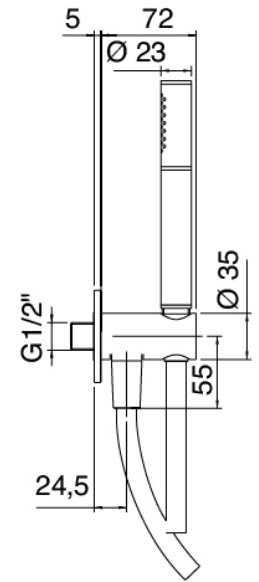
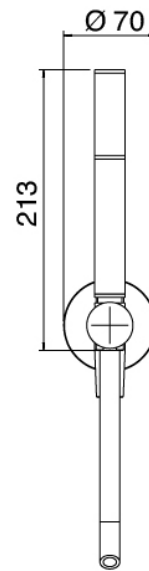
Shower arm



Stand alone hand shower

Cod: 31000413A00

Handshower set with water outlet and round plate



Single-lever mixer

Cod: 3600A401A00

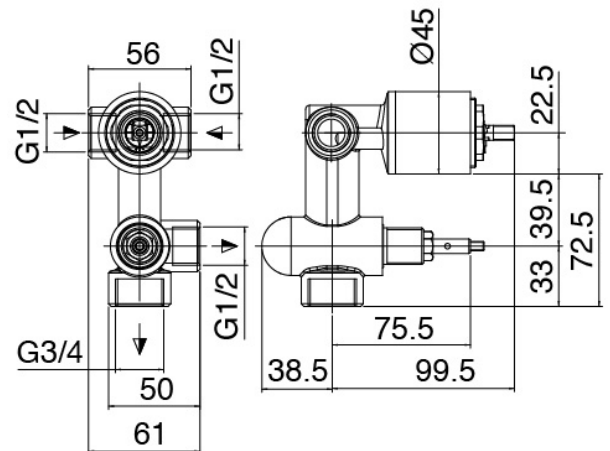
Concealed shower mixer with diverter - external part



Concealed part

Cod: 2900A401A00

Concealed shower mixer with diverter - concealed part

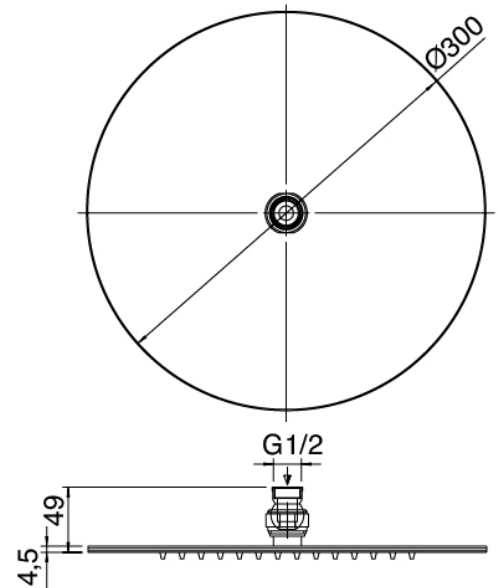




Shower head


Cod: 3600SO03A00

Antilimescale showerhead - D.300 mm



Finiture disponibili:

finiture speciali su richiesta salvo quantitativi minimi di ordine garantiti



cromo

CRCR



acciaio spazzolato

ASAS